




Three-dimensional quadrics in extended conformal geometric algebras of higher dimensions from control points, implicit equations and axis alignment

Stéphane Breuils* , Laurent Fuchs, Eckhard Hitzer,
Vincent Nozick and Akihiro Sugimoto

Abstract. We introduce the quadric conformal geometric algebra inside the algebra of $\mathbb{R}^{9,6}$. In particular, this paper presents how three-dimensional quadratic surfaces can be defined by the outer product of conformal geometric algebra points in higher dimensions, or alternatively by a linear combination of basis vectors with coefficients straight from the implicit quadratic equation. These multivector expressions code all types of quadratic surfaces in arbitrary scale, location, and orientation. Furthermore, we investigate two types of definitions of axis aligned quadric surfaces, from contact points and dually from linear combinations of $\mathbb{R}^{9,6}$ basis vectors.

1. Introduction

Geometric algebra provides convenient and intuitive tools to represent, transform, and intersect geometric objects. Deeply explored by physicists, it has been used in quantum mechanics and electromagnetism [8, 9] as well as in classical mechanics [10]. Geometric algebra has also found interesting applications in geographic data manipulations [16, 20]. Among them, geometric algebra is used within the computer graphics community. More precisely, it is used not only in basis geometric primitive manipulations [19] but also in complex illumination processes as in [17] where spherical harmonics are substituted by geometric algebra entities. Finally, in data and image analysis, we can find the usefulness of geometric algebra in mathematical morphology [4] and in neural networking [3, 12]. In the geometric algebra community,

This article is part of the Topical Collection on Proceedings of AGACSE 2018, IMECC-UNICAMP, Campinas, Brazil, edited by Sebastià Xambó-Descamps and Carlile Lavor.

*Corresponding author.

quadratic surfaces gain more and more attention and some frameworks have been proposed in order to represent, transform, and intersect these quadratic surfaces.

There exist three main approaches to deal with quadratic surfaces. The first one, introduced in [6], is called double conformal geometric algebra of $\mathbb{G}_{8,2}$. It is capable of representing quadratic surfaces from the coefficients of their implicit form. The second one is double perspective geometric algebra of $\mathbb{G}_{4,4}$ whose definition was firstly introduced in [7]. It has been further developed in [5]. This approach is based on a duplication of \mathbb{R}^3 and also represents quadratic surfaces from the coefficients of their implicit form, as bivectors. The third one was introduced in [2] and is denoted as quadric conformal geometric algebra (QCGA). QCGA allows us to define general quadratic surfaces from nine control points, and to represent the objects in low dimensional subspaces of the algebra. With slight modifications, QCGA is also capable of constructing quadratic surfaces either using control points or implicit equations as 1-vector. QCGA also offers the possibility to transform quadratic surfaces using versors for rotation, translation and scaling [13].

In order to enhance usefulness of QCGA for geometry and computer graphics community, the QCGA framework must be further equipped with convenient tools and handy notations. This is the main purpose of this paper.

All the examples and computations are based upon the efficient geometric algebra library generator Garamon [1]. The code of this library generator is freely available online¹.

The paper is organized as follows. Section 2 defines QCGA following [2], and the modifications introduced in [13]. It also includes a concise set of important algebraic relations in QCGA, handy for the computations in the rest of this work. Section 3 defines the fundamental notion of point in QCGA (identical to the one given in [2] and [13]), and reviews how the well-known range of geometric objects of conformal geometric algebra (CGA) can be successfully embedded, constructed and computed with in QCGA. Section 4 then introduces the general algebraic construction of quadratic surfaces from contact points. Next, the first main Sect. 5 concentrates on presenting the treatment of axis aligned quadratic surfaces defined from suitable contact points and null basis infinity vectors. The second main Sect. 6 treats the dual representation of quadratic surfaces in QCGA, which proves ideal for the straightforward definition of quadratic surfaces in terms of dual 1-vectors, simply constituting of linear combinations of basis vectors of $\mathbb{R}^{9,6}$ with coefficients from their implicit scalar equations. For completeness, Sect. 7 briefly reviews the way quadratic surfaces can be intersected in QCGA. Section 8 concludes the paper followed by acknowledgments and references.

1.1. Contributions

We provide new tools for QCGA that bring easier definition of conformal geometric algebra objects. With this construction, the definition of quadratic

¹Git clone <https://git.renater.fr/garamon.git>.

surfaces becomes more intuitive. We also show that QCGA is capable of defining both degenerate and non-degenerate centered axis-aligned quadratic surfaces from the minimum number of necessary control points. We also present an alternative way of definition, that makes direct use of the coefficients of the implicit quadratic equations.

1.2. Notation conventions

Throughout this paper, the following notation is used: Lower-case bold letters denote basis blades and multivectors (multivector \mathbf{a}). Italic lower-case letters refer to multivector components (a_1, x, y^2, \dots). For example, a_i is the i^{th} coordinate of the multivector \mathbf{a} . Constant scalars are denoted using lower-case default text font (constant radius r) or simply r . The superscripts star used in \mathbf{x}^* represents the dualization of the multivector \mathbf{x} . Moreover, subscript ϵ on \mathbf{x}_ϵ concerns the Euclidean vector associated with the vector \mathbf{x} of QCGA. Finally, subscript C refers to the embedding of Conformal Geometric Algebra of the entity.

Note that when used in the geometric algebra inner product, the contraction and the outer product have priority over the full geometric product. For instance, $\mathbf{a} \wedge \mathbf{bI} = (\mathbf{a} \wedge \mathbf{b})\mathbf{I}$.

2. QCGA definition and algebraic relations

2.1. QCGA basis and metric

The algebraic equations in this section can be either computed by hand through expanding all blades in terms of basis vectors [11], or computed using a software such as the Clifford toolbox for MATLAB [18]. Further algebraic details and relationships may be found in Section 2 of [13]. The QCGA $Cl(9,6)$ is defined over the 15-dimensional vector space $\mathbb{R}^{9,6}$. The base vectors of the space are naturally divided into three groups: $\{\mathbf{e}_1, \mathbf{e}_2, \mathbf{e}_3\}$ (corresponding to Euclidean vectors of \mathbb{R}^3), $\{\mathbf{e}_{o1}, \mathbf{e}_{o2}, \mathbf{e}_{o3}, \mathbf{e}_{o4}, \mathbf{e}_{o5}, \mathbf{e}_{o6}\}$, and $\{\mathbf{e}_{\infty 1}, \mathbf{e}_{\infty 2}, \mathbf{e}_{\infty 3}, \mathbf{e}_{\infty 4}, \mathbf{e}_{\infty 5}, \mathbf{e}_{\infty 6}\}$. The inner products between them are defined in Table 1.

For efficient computations, a diagonal metric matrix may furthermore be useful. The algebra $Cl(9,6)$ generated by the Euclidean basis $\{\mathbf{e}_1, \mathbf{e}_2, \mathbf{e}_3\}$, and six basis vectors $\{\mathbf{e}_{+1}, \mathbf{e}_{+2}, \mathbf{e}_{+3}, \mathbf{e}_{+4}, \mathbf{e}_{+5}, \mathbf{e}_{+6}\}$ squaring to $+1$ along with six other basis vectors $\{\mathbf{e}_{-1}, \mathbf{e}_{-2}, \mathbf{e}_{-1,-4}, \mathbf{e}_{-5}, \mathbf{e}_{-6}\}$ squaring to -1 , would correspond to a diagonal metric matrix. Following the approach of [13] for a successful formulation of versors for rotation, translation and scaling, the transformation from the diagonal metric basis to that of Table 1 can consistently be defined for $1 \leq i, j \leq 6$ as follows:

$$\mathbf{e}_{\infty i} = \frac{1}{\sqrt{2}}(\mathbf{e}_{+i} + \mathbf{e}_{-i}), \quad \mathbf{e}_{oi} = \frac{1}{\sqrt{2}}(\mathbf{e}_{-i} - \mathbf{e}_{+i}), \quad \mathbf{e}_{\infty i} \cdot \mathbf{e}_{oi} = -1, \quad (2.1)$$

$$\mathbf{e}_{\infty} = \frac{1}{3}(\mathbf{e}_{\infty 1} + \mathbf{e}_{\infty 2} + \mathbf{e}_{\infty 3}), \quad \mathbf{e}_o = \mathbf{e}_{o1} + \mathbf{e}_{o2} + \mathbf{e}_{o3}, \quad (2.2)$$

$$\mathbf{e}_{\infty} \cdot \mathbf{e}_o = -1, \quad \mathbf{e}_o^2 = \mathbf{e}_{\infty}^2 = 0, \quad (2.3)$$

TABLE 1. Inner product between QCGA basis vectors

	\mathbf{e}_1	\mathbf{e}_2	\mathbf{e}_3	\mathbf{e}_{o1}	$\mathbf{e}_{\infty 1}$	\mathbf{e}_{o2}	$\mathbf{e}_{\infty 2}$	\mathbf{e}_{o3}	$\mathbf{e}_{\infty 3}$	\mathbf{e}_{o4}	$\mathbf{e}_{\infty 4}$	\mathbf{e}_{o5}	$\mathbf{e}_{\infty 5}$	\mathbf{e}_{o6}	$\mathbf{e}_{\infty 6}$
\mathbf{e}_1	1	0	0	·	·	·	·	·	·	·	·	·	·	·	·
\mathbf{e}_2	0	1	0	·	·	·	·	·	·	·	·	·	·	·	·
\mathbf{e}_3	0	0	1	·	·	·	·	·	·	·	·	·	·	·	·
\mathbf{e}_{o1}	·	·	·	0	-1	·	·	·	·	·	·	·	·	·	·
$\mathbf{e}_{\infty 1}$	·	·	·	-1	0	·	·	·	·	·	·	·	·	·	·
\mathbf{e}_{o2}	·	·	·	·	·	0	-1	·	·	·	·	·	·	·	·
$\mathbf{e}_{\infty 2}$	·	·	·	·	·	-1	0	·	·	·	·	·	·	·	·
\mathbf{e}_{o3}	·	·	·	·	·	·	·	0	-1	·	·	·	·	·	·
$\mathbf{e}_{\infty 3}$	·	·	·	·	·	·	·	-1	0	·	·	·	·	·	·
\mathbf{e}_{o4}	·	·	·	·	·	·	·	·	·	0	-1	·	·	·	·
$\mathbf{e}_{\infty 4}$	·	·	·	·	·	·	·	·	·	-1	0	·	·	·	·
\mathbf{e}_{o5}	·	·	·	·	·	·	·	·	·	·	·	0	-1	·	·
$\mathbf{e}_{\infty 5}$	·	·	·	·	·	·	·	·	·	·	·	-1	0	·	·
\mathbf{e}_{o6}	·	·	·	·	·	·	·	·	·	·	·	·	·	0	-1
$\mathbf{e}_{\infty 6}$	·	·	·	·	·	·	·	·	·	·	·	·	·	-1	0

with bivectors E_i, E , defined by

$$E_i = \mathbf{e}_{\infty i} \wedge \mathbf{e}_{oi} = \mathbf{e}_{+i} \mathbf{e}_{-i}, \quad E_i^2 = 1, \quad E_i E_j = E_j E_i, \tag{2.4}$$

$$\mathbf{e}_{oi} E_i = -E_i \mathbf{e}_{oi} = -\mathbf{e}_{oi}, \quad \mathbf{e}_{\infty i} E_i = -E_i \mathbf{e}_{\infty i} = \mathbf{e}_{\infty i}, \tag{2.5}$$

$$E = \mathbf{e}_{\infty} \wedge \mathbf{e}_o, \quad E^2 = 1, \quad \mathbf{e}_o E = -E \mathbf{e}_o = -\mathbf{e}_o, \tag{2.6}$$

$$\mathbf{e}_{\infty} E = -E \mathbf{e}_{\infty} = \mathbf{e}_{\infty}.$$

For clarity, we also define the following blades:

$$\mathbf{I}_{\infty a} = \mathbf{e}_{\infty 1} \mathbf{e}_{\infty 2} \mathbf{e}_{\infty 3}, \quad \mathbf{I}_{\infty b} = \mathbf{e}_{\infty 4} \mathbf{e}_{\infty 5} \mathbf{e}_{\infty 6}, \quad \mathbf{I}_{\infty} = \mathbf{I}_{\infty a} \mathbf{I}_{\infty b}, \tag{2.7}$$

$$\mathbf{I}_{oa} = \mathbf{e}_{o1} \mathbf{e}_{o2} \mathbf{e}_{o3}, \quad \mathbf{I}_{ob} = \mathbf{e}_{o4} \mathbf{e}_{o5} \mathbf{e}_{o6}, \quad \mathbf{I}_o = \mathbf{I}_{oa} \mathbf{I}_{ob}, \tag{2.8}$$

$$\mathbf{I}_{\infty o} = \mathbf{I}_{\infty} \wedge \mathbf{I}_o = -E_1 E_2 E_3 E_4 E_5 E_6, \quad \mathbf{I}_{\infty o}^2 = 1, \tag{2.9}$$

$$\mathbf{I}_o \mathbf{I}_{\infty o} = \mathbf{I}_{\infty o} \mathbf{I}_o = -\mathbf{I}_o, \quad \mathbf{I}_{\infty} \mathbf{I}_{\infty o} = \mathbf{I}_{\infty o} \mathbf{I}_{\infty} = -\mathbf{I}_{\infty}, \tag{2.10}$$

$$\mathbf{I}_{\infty a}^{\triangleright} = (\mathbf{e}_{\infty 1} - \mathbf{e}_{\infty 2}) \wedge (\mathbf{e}_{\infty 2} - \mathbf{e}_{\infty 3}), \quad \mathbf{I}_{\infty}^{\triangleright} = \mathbf{I}_{\infty a}^{\triangleright} \mathbf{I}_{\infty b}, \tag{2.11}$$

$$\mathbf{I}_{oa}^{\triangleright} = (\mathbf{e}_{o1} - \mathbf{e}_{o2}) \wedge (\mathbf{e}_{o2} - \mathbf{e}_{o3}), \quad \mathbf{I}_o^{\triangleright} = \mathbf{I}_{oa}^{\triangleright} \mathbf{I}_{ob}, \quad \mathbf{I}^{\triangleright} = \mathbf{I}_{\infty}^{\triangleright} \wedge \mathbf{I}_o^{\triangleright}. \tag{2.12}$$

We note that

$$\mathbf{I}_{\infty a} \wedge \mathbf{I}_{oa} = -E_1 E_2 E_3, \quad \mathbf{I}_{\infty b} \wedge \mathbf{I}_{ob} = -E_4 E_5 E_6, \tag{2.13}$$

$$\mathbf{I}^{\triangleright} = \mathbf{I}_{\infty a}^{\triangleright} \wedge \mathbf{I}_{oa}^{\triangleright} \mathbf{I}_{\infty b} \wedge \mathbf{I}_{ob} = -\mathbf{I}_{\infty a}^{\triangleright} \wedge \mathbf{I}_{oa}^{\triangleright} E_4 E_5 E_6, \tag{2.14}$$

$$(\mathbf{I}^{\triangleright})^2 = (\mathbf{I}_{\infty a}^{\triangleright} \wedge \mathbf{I}_{oa}^{\triangleright})^2 = 9, \quad (\mathbf{I}^{\triangleright})^{-1} = \frac{1}{9} \mathbf{I}^{\triangleright}, \tag{2.15}$$

$$(\mathbf{I}_{\infty a}^{\triangleright} \wedge \mathbf{I}_{oa}^{\triangleright})^{-1} = \frac{1}{9} \mathbf{I}_{\infty a}^{\triangleright} \wedge \mathbf{I}_{oa}^{\triangleright}, \tag{2.16}$$

$$\mathbf{I}_{\infty}^{\triangleright} \cdot \mathbf{I}_o^{\triangleright} = \mathbf{I}_o^{\triangleright} \cdot \mathbf{I}_{\infty}^{\triangleright} = \mathbf{I}_{\infty}^{\triangleright} \lrcorner \mathbf{I}_o^{\triangleright} = \mathbf{I}_{\infty}^{\triangleright} \lrcorner \mathbf{I}_o^{\triangleright} = -3. \tag{2.17}$$

We have the following outer products

$$\begin{aligned} \mathbf{I}_{\infty a} &= \mathbf{e}_{\infty 1} \wedge \mathbf{I}_{\infty a}^{\triangleright} = \mathbf{e}_{\infty 2} \wedge \mathbf{I}_{\infty a}^{\triangleright} = \mathbf{e}_{\infty 3} \wedge \mathbf{I}_{\infty a}^{\triangleright} \\ &= \mathbf{e}_{\infty} \wedge \mathbf{I}_{\infty a}^{\triangleright} = \mathbf{e}_{\infty} \mathbf{I}_{\infty a}^{\triangleright}, \end{aligned} \quad (2.18)$$

$$\begin{aligned} \mathbf{I}_{oa} &= \mathbf{e}_{o1} \wedge \mathbf{I}_{oa}^{\triangleright} = \mathbf{e}_{o2} \wedge \mathbf{I}_{oa}^{\triangleright} = \mathbf{e}_{o3} \wedge \mathbf{I}_{oa}^{\triangleright} \\ &= \frac{1}{3} \mathbf{e}_o \wedge \mathbf{I}_{oa}^{\triangleright} = \frac{1}{3} \mathbf{e}_o \mathbf{I}_{oa}^{\triangleright}, \end{aligned} \quad (2.19)$$

$$\begin{aligned} \mathbf{I}_{\infty a} \wedge \mathbf{I}_{oa} &= E_1 \wedge \mathbf{I}_{\infty a}^{\triangleright} \wedge \mathbf{I}_{oa}^{\triangleright} = E_2 \wedge \mathbf{I}_{\infty a}^{\triangleright} \wedge \mathbf{I}_{oa}^{\triangleright} = E_3 \wedge \mathbf{I}_{\infty a}^{\triangleright} \wedge \mathbf{I}_{oa}^{\triangleright} \\ &= \frac{1}{3} E \wedge \mathbf{I}_{\infty a}^{\triangleright} \wedge \mathbf{I}_{oa}^{\triangleright} = \frac{1}{3} E \mathbf{I}_{\infty a}^{\triangleright} \wedge \mathbf{I}_{oa}^{\triangleright}. \end{aligned} \quad (2.20)$$

And we have the following inner products

$$\mathbf{I}_{oa}^{\triangleright} = -3\mathbf{e}_{\infty} \cdot \mathbf{I}_{oa}, \quad \mathbf{I}_o^{\triangleright} = -3\mathbf{e}_{\infty} \cdot \mathbf{I}_o, \quad (2.21)$$

$$\mathbf{I}_{\infty a}^{\triangleright} = -\mathbf{e}_o \cdot \mathbf{I}_{\infty a}, \quad \mathbf{I}_{\infty}^{\triangleright} = -\mathbf{e}_o \cdot \mathbf{I}_{\infty}, \quad (2.22)$$

$$(\mathbf{e}_{oi} \cdot \mathbf{I}_{\infty}) \cdot \mathbf{I}_o = -\mathbf{e}_{oi}, \quad (\mathbf{e}_{\infty i} \cdot \mathbf{I}_o) \cdot \mathbf{I}_{\infty} = -\mathbf{e}_{\infty i}, \quad (2.23)$$

$$(\mathbf{e}_o \cdot \mathbf{I}_{\infty}) \cdot \mathbf{I}_o = -\mathbf{e}_o, \quad (\mathbf{e}_{\infty} \cdot \mathbf{I}_o) \cdot \mathbf{I}_{\infty} = -\mathbf{e}_{\infty} \quad (2.24)$$

$$\mathbf{e}_{\infty} \cdot \mathbf{I}_{\infty o} = -\frac{1}{3} \mathbf{I}_{\infty} \wedge \mathbf{I}_o^{\triangleright}, \quad \mathbf{e}_o \cdot \mathbf{I}_{\infty o} = -\mathbf{I}_{\infty}^{\triangleright} \wedge \mathbf{I}_o, \quad (2.25)$$

$$\begin{aligned} \mathbf{e}_{\infty i} \cdot \mathbf{I}_{\infty a}^{\triangleright} &= 0, & \mathbf{e}_{\infty i} \cdot \mathbf{I}_{\infty}^{\triangleright} &= 0, \\ \mathbf{e}_{\infty} \cdot \mathbf{I}_{\infty a}^{\triangleright} &= 0, & \mathbf{e}_{\infty} \cdot \mathbf{I}_{\infty}^{\triangleright} &= 0, \end{aligned} \quad (2.26)$$

$$\begin{aligned} \mathbf{e}_{oi} \cdot \mathbf{I}_{oa}^{\triangleright} &= 0, & \mathbf{e}_{oi} \cdot \mathbf{I}_o^{\triangleright} &= 0, \\ \mathbf{e}_o \cdot \mathbf{I}_{oa}^{\triangleright} &= 0, & \mathbf{e}_o \cdot \mathbf{I}_o^{\triangleright} &= 0, \end{aligned} \quad (2.27)$$

$$\begin{aligned} \mathbf{e}_{\infty} \cdot \mathbf{I}_{oa}^{\triangleright} &= 0, & \mathbf{e}_{\infty} \cdot \mathbf{I}_o^{\triangleright} &= 0, \\ \mathbf{e}_o \cdot \mathbf{I}_{\infty a}^{\triangleright} &= 0, & \mathbf{e}_o \cdot \mathbf{I}_{\infty}^{\triangleright} &= 0, \end{aligned} \quad (2.28)$$

$$\mathbf{e}_{\infty} \cdot \mathbf{I}^{\triangleright} = 0, \quad \mathbf{e}_o \cdot \mathbf{I}^{\triangleright} = 0, \quad E \cdot \mathbf{I}^{\triangleright} = 0. \quad (2.29)$$

As the consequence, we obtain

$$\begin{aligned} \mathbf{I}_{\infty} &= \mathbf{e}_{\infty} \mathbf{I}_{\infty}^{\triangleright} = \mathbf{e}_{\infty} \wedge \mathbf{I}_{\infty}^{\triangleright}, \quad \mathbf{I}_{\infty} \wedge \mathbf{I}_o^{\triangleright} = \mathbf{e}_{\infty} \mathbf{I}^{\triangleright} \\ &= \mathbf{e}_{\infty} \wedge \mathbf{I}^{\triangleright} = \mathbf{I}^{\triangleright} \mathbf{e}_{\infty}, \end{aligned} \quad (2.30)$$

$$\begin{aligned} 3\mathbf{I}_o &= \mathbf{e}_o \mathbf{I}_o^{\triangleright} = \mathbf{e}_o \wedge \mathbf{I}_o^{\triangleright}, \\ -3\mathbf{I}_{\infty}^{\triangleright} \wedge \mathbf{I}_o &= \mathbf{e}_o \mathbf{I}^{\triangleright} = \mathbf{e}_o \wedge \mathbf{I}^{\triangleright} = \mathbf{I}^{\triangleright} \mathbf{e}_o, \end{aligned} \quad (2.31)$$

$$-3\mathbf{I}_{\infty o} = E \mathbf{I}^{\triangleright} = E \wedge \mathbf{I}^{\triangleright} = \mathbf{I}^{\triangleright} E. \quad (2.32)$$

We can summarize the important set of relations

$$\begin{aligned} \{1, \mathbf{e}_o, \mathbf{e}_{\infty}, E\} \wedge \mathbf{I}_{\infty}^{\triangleright} \wedge \mathbf{I}_o^{\triangleright} \\ = \{1, \mathbf{e}_o, \mathbf{e}_{\infty}, E\} \mathbf{I}_{\infty}^{\triangleright} \wedge \mathbf{I}_o^{\triangleright} = \mathbf{I}_{\infty}^{\triangleright} \wedge \mathbf{I}_o^{\triangleright} \{1, \mathbf{e}_o, \mathbf{e}_{\infty}, E\}. \end{aligned} \quad (2.33)$$

We define the pseudo-scalar \mathbf{I}_{ϵ} in \mathbb{R}^3 by

$$\mathbf{I}_{\epsilon} = \mathbf{e}_1 \mathbf{e}_2 \mathbf{e}_3, \quad \mathbf{I}_{\epsilon}^2 = -1, \quad \mathbf{I}_{\epsilon}^{-1} = -\mathbf{I}_{\epsilon}, \quad (2.34)$$

and the conformal pseudo-scalar \mathbf{I}_C in $\mathbb{R}^{4,1}$ by

$$\mathbf{I}_C = \mathbf{e}_1 \mathbf{e}_2 \mathbf{e}_3 \mathbf{e}_{\infty} \wedge \mathbf{e}_o = \mathbf{I}_{\epsilon} E, \quad \mathbf{I}_C^2 = -1, \quad \mathbf{I}_C^{-1} = -\mathbf{I}_C, \quad (2.35)$$

as well as the full 15-blade pseudo-scalar \mathbf{I} of $Cl(9, 6)$ and its inverse \mathbf{I}^{-1} (used for dualization $\mathbf{x} \rightarrow \mathbf{x}^*$):

$$\mathbf{I} = \mathbf{I}_\epsilon \mathbf{I}_{\infty o} = -\mathbf{I}_\epsilon E_1 E_2 E_3 E_4 E_5 E_6, \quad \mathbf{I}^2 = -1, \quad \mathbf{I}^{-1} = -\mathbf{I}. \quad (2.36)$$

The dual of a multivector indicates the division by the pseudo-scalar, e.g., $\mathbf{a}^* = -\mathbf{a}\mathbf{I}$, $\mathbf{a} = \mathbf{a}^*\mathbf{I}$. From eq. (1.19) in [14], we have the useful duality between outer and inner products of non-scalar blades A, B in geometric algebra:

$$\begin{aligned} (A \wedge B)^* &= A \cdot B^*, \\ A \wedge (B^*) &= (A \cdot B)^* \Leftrightarrow A \wedge (B\mathbf{I}) = (A \cdot B)\mathbf{I}, \end{aligned} \quad (2.37)$$

which indicates that

$$A \wedge B = 0 \Leftrightarrow A \cdot B^* = 0, \quad A \cdot B = 0 \Leftrightarrow A \wedge B^* = 0. \quad (2.38)$$

Using (2.23) and (2.24), useful duality relationships are

$$(\mathbf{I}_\infty \wedge \mathbf{I}_o)^* = -\mathbf{I}_\epsilon, \quad (\mathbf{I}_\infty \wedge \mathbf{I}_o^\triangleright)^* = -3\mathbf{I}_\epsilon \mathbf{e}_{\infty o}, \quad (2.39)$$

$$(\mathbf{I}_\epsilon(\mathbf{e}_{oi} \cdot \mathbf{I}_\infty) \wedge \mathbf{I}_o)^* = -\mathbf{e}_{oi}, \quad (\mathbf{I}_\epsilon \mathbf{I}_\infty \wedge (\mathbf{e}_{\infty i} \cdot \mathbf{I}_o))^* = -\mathbf{e}_{\infty i}, \quad (2.40)$$

$$(\mathbf{I}_\epsilon(\mathbf{e}_o \cdot \mathbf{I}_\infty) \wedge \mathbf{I}_o)^* = -\mathbf{e}_o, \quad (\mathbf{I}_\epsilon \mathbf{I}_\infty \wedge (\mathbf{e}_{\infty} \cdot \mathbf{I}_o))^* = -\mathbf{e}_{\infty}. \quad (2.41)$$

3. Points and embedded CGA objects in QCGA

QCGA is an extension of conformal geometric algebra (CGA). Thus, objects defined in CGA are also defined in QCGA. The following sections introduce the important definition of a general point in QCGA, and show how all round and flat geometric objects (point pairs, flat points, circles, lines, spheres and planes) of CGA can be straightforwardly embedded in QCGA.

3.1. Point in QCGA

The point \mathbf{x} of QCGA corresponding to the Euclidean point $\mathbf{x}_\epsilon = x\mathbf{e}_1 + y\mathbf{e}_2 + z\mathbf{e}_3 \in \mathbb{R}^3$ is defined as

$$\mathbf{x} = \mathbf{x}_\epsilon + \frac{1}{2}(x^2\mathbf{e}_{\infty 1} + y^2\mathbf{e}_{\infty 2} + z^2\mathbf{e}_{\infty 3}) + xy\mathbf{e}_{\infty 4} + xz\mathbf{e}_{\infty 5} + yz\mathbf{e}_{\infty 6} + \mathbf{e}_o. \quad (3.1)$$

Note that the null vectors $\mathbf{e}_{o4}, \mathbf{e}_{o5}, \mathbf{e}_{o6}$ are not present in the definition of the point. This is merely to keep the convenient properties of the CGA points, namely, the inner product between two points is identical with the squared distance between them. Let \mathbf{x}_1 and \mathbf{x}_2 be two points. Then, their inner product is

$$\begin{aligned} \mathbf{x}_1 \cdot \mathbf{x}_2 &= (\mathbf{x}_{1\epsilon} + \frac{1}{2}x_1^2\mathbf{e}_{\infty 1} + \frac{1}{2}y_1^2\mathbf{e}_{\infty 2} + \frac{1}{2}z_1^2\mathbf{e}_{\infty 3} + x_1y_1\mathbf{e}_{\infty 4} \\ &\quad + x_1z_1\mathbf{e}_{\infty 5} + y_1z_1\mathbf{e}_{\infty 6} + \mathbf{e}_o) \\ &\quad \cdot (\mathbf{x}_{2\epsilon} + \frac{1}{2}x_2^2\mathbf{e}_{\infty 1} + \frac{1}{2}y_2^2\mathbf{e}_{\infty 2} + \frac{1}{2}z_2^2\mathbf{e}_{\infty 3} + x_2y_2\mathbf{e}_{\infty 4} \\ &\quad + x_2z_2\mathbf{e}_{\infty 5} + y_2z_2\mathbf{e}_{\infty 6} + \mathbf{e}_o). \end{aligned} \quad (3.2)$$

from which together with Table 1, it follows that

$$\begin{aligned} \mathbf{x}_1 \cdot \mathbf{x}_2 &= \mathbf{x}_{1\epsilon} \cdot \mathbf{x}_{2\epsilon} - \frac{1}{2}(x_1^2 + y_1^2 + z_1^2 + x_2^2 + y_2^2 + z_2^2) \\ &= -\frac{1}{2}(\mathbf{x}_{1\epsilon} - \mathbf{x}_{2\epsilon})^2. \end{aligned} \quad (3.3)$$

We see that the inner product is equivalent to minus half of the squared Euclidean distance between the two points \mathbf{x}_1 and \mathbf{x}_2 .

In the remainder of this paper, the following result will be useful, because it relates a point in QCGA to the representation in CGA $\mathbb{R}^{4,1}$ with vector basis $\{\mathbf{e}_o, \mathbf{e}_1, \mathbf{e}_2, \mathbf{e}_3, \mathbf{e}_\infty\}$.

$$\begin{aligned}
 \mathbf{x} \wedge \mathbf{I}_\infty^\triangleright &= \left(\mathbf{x}_\epsilon + \frac{1}{2}(x^2 \mathbf{e}_{\infty 1} + y^2 \mathbf{e}_{\infty 2} + z^2 \mathbf{e}_{\infty 3}) + \mathbf{e}_o \right) \wedge \mathbf{I}_\infty^\triangleright \\
 &= (\mathbf{x}_\epsilon + \mathbf{e}_o) \wedge \mathbf{I}_\infty^\triangleright + \frac{1}{2}(x^2 \mathbf{e}_{\infty 1} + y^2 \mathbf{e}_{\infty 2} + z^2 \mathbf{e}_{\infty 3}) \wedge \mathbf{I}_\infty^\triangleright \\
 &= (\mathbf{x}_\epsilon + \mathbf{e}_o) \wedge \mathbf{I}_\infty^\triangleright + \frac{1}{2}(x^2 + y^2 + z^2) \mathbf{e}_\infty \wedge \mathbf{I}_\infty^\triangleright \\
 &= (\mathbf{x}_\epsilon + \mathbf{e}_o) \wedge \mathbf{I}_\infty^\triangleright + \frac{1}{2} \mathbf{x}_\epsilon^2 \mathbf{e}_\infty \wedge \mathbf{I}_\infty^\triangleright \\
 &= (\mathbf{x}_\epsilon + \frac{1}{2} \mathbf{x}_\epsilon^2 \mathbf{e}_\infty + \mathbf{e}_o) \wedge \mathbf{I}_\infty^\triangleright = \mathbf{x}_C \wedge \mathbf{I}_\infty^\triangleright = \mathbf{x}_C \mathbf{I}_\infty^\triangleright, \tag{3.4}
 \end{aligned}$$

where we have dropped in the first line the cross terms $xy\mathbf{e}_{\infty 4} + xz\mathbf{e}_{\infty 5} + yz\mathbf{e}_{\infty 6}$, because wedging with $\mathbf{I}_{\infty b} = \mathbf{e}_{\infty 4} \wedge \mathbf{e}_{\infty 5} \wedge \mathbf{e}_{\infty 6}$, a factor in $\mathbf{I}_\infty^\triangleright = \mathbf{I}_{\infty a}^\triangleright \mathbf{I}_{\infty b}$, eliminates them. Therefore, if a point in QCGA appears wedged with $\mathbf{I}_\infty^\triangleright$, we can always replace it by the form

$$\mathbf{x}_C = \mathbf{x}_\epsilon + \frac{1}{2} \mathbf{x}_\epsilon^2 \mathbf{e}_\infty + \mathbf{e}_o = -\frac{1}{3} \mathbf{x} \wedge \mathbf{I}_\infty^\triangleright [\mathbf{I}_\infty^\triangleright]. \tag{3.5}$$

This, in turn, means that we can embed in QCGA the known CGA representations [14] in $Cl(4, 1)$ of round and flat objects, by taking the outer products of between one and five points with $\mathbf{I}_\infty^\triangleright$, as further shown below.

3.2. Round and flat objects in QCGA

We refer points, point pairs, circles, and spheres with uniform curvature as *round* objects. Similar to CGA, these can be defined by the outer product of one to four points with $\mathbf{I}_\infty^\triangleright$. Their center \mathbf{c}_C , radius r and Euclidean carrier D can be easily extracted. Moreover, they can be directly constructed from their center \mathbf{c}_C , radius r and Euclidean carrier D .

Wedging any round object with the point at infinity \mathbf{e}_∞ , gives the corresponding *flat* object multivector. From it the orthogonal distance to the origin $\mathbf{c}_{\epsilon\perp}$ and the Euclidean carrier D can easily be extracted.

We now briefly review the CGA description of round and flat objects embedded in QCGA. The *round* objects are

$$P = \mathbf{x} \wedge \mathbf{I}_\infty^\triangleright = \mathbf{x}_C \mathbf{I}_\infty^\triangleright, \tag{3.6}$$

$$Pp = \mathbf{x}_1 \wedge \mathbf{x}_2 \wedge \mathbf{I}_\infty^\triangleright = \mathbf{x}_{1C} \wedge \mathbf{x}_{2C} \mathbf{I}_\infty^\triangleright, \tag{3.7}$$

$$\textit{Circle} = \mathbf{x}_1 \wedge \mathbf{x}_2 \wedge \mathbf{x}_3 \wedge \mathbf{I}_\infty^\triangleright = \mathbf{x}_{1C} \wedge \mathbf{x}_{2C} \wedge \mathbf{x}_{3C} \mathbf{I}_\infty^\triangleright, \tag{3.8}$$

$$\textit{Sphere} = \mathbf{x}_1 \wedge \mathbf{x}_2 \wedge \mathbf{x}_3 \wedge \mathbf{x}_4 \wedge \mathbf{I}_\infty^\triangleright = \mathbf{x}_{1C} \wedge \mathbf{x}_{2C} \wedge \mathbf{x}_{3C} \wedge \mathbf{x}_{4C} \mathbf{I}_\infty^\triangleright. \tag{3.9}$$

The corresponding *flat* objects are

$$\textit{Flatp} = -P \wedge \mathbf{e}_\infty = \mathbf{x} \wedge \mathbf{e}_\infty \wedge \mathbf{I}_\infty^\triangleright = \mathbf{x}_C \wedge \mathbf{e}_\infty \mathbf{I}_\infty^\triangleright, \tag{3.10}$$

$$\begin{aligned}
 \textit{Line} &= -Pp \wedge \mathbf{e}_\infty = \mathbf{x}_1 \wedge \mathbf{x}_2 \wedge \mathbf{e}_\infty \wedge \mathbf{I}_\infty^\triangleright = \mathbf{x}_1 \wedge \mathbf{x}_2 \wedge \mathbf{e}_\infty \wedge \mathbf{I}_\infty^\triangleright \\
 &= \mathbf{x}_{1C} \wedge \mathbf{x}_{2C} \wedge \mathbf{e}_\infty \mathbf{I}_\infty^\triangleright, \tag{3.11}
 \end{aligned}$$

$$\begin{aligned}
 \textit{Plane} &= -\textit{Circle} \wedge \mathbf{e}_\infty = \mathbf{x}_1 \wedge \mathbf{x}_2 \wedge \mathbf{x}_3 \wedge \mathbf{e}_\infty \wedge \mathbf{I}_\infty^\triangleright \\
 &= \mathbf{x}_{1C} \wedge \mathbf{x}_{2C} \wedge \mathbf{x}_{3C} \wedge \mathbf{e}_\infty \mathbf{I}_\infty^\triangleright, \tag{3.12}
 \end{aligned}$$

$$\begin{aligned} \text{Space} &= -\text{Sphere} \wedge \mathbf{e}_\infty = \mathbf{x}_1 \wedge \mathbf{x}_2 \wedge \mathbf{x}_3 \wedge \mathbf{x}_4 \wedge \mathbf{e}_\infty \wedge \mathbf{I}_\infty^\triangleright \\ &= \mathbf{x}_{1C} \wedge \mathbf{x}_{2C} \wedge \mathbf{x}_{3C} \wedge \mathbf{x}_{4C} \wedge \mathbf{e}_\infty \mathbf{I}_\infty^\triangleright. \end{aligned} \tag{3.13}$$

The above embeddings by means of the outer product with $\mathbf{I}_\infty^\triangleright$, allow to use standard CGA results found in [14]. All embedded round entities of point, point pair, circle, and sphere (spheres in zero, one, two and three dimensions) have one common multivector form²

$$\begin{aligned} S &= \left(D \wedge \mathbf{c}_\epsilon + \left[\frac{1}{2}(\mathbf{c}_\epsilon^2 + r^2)D - \mathbf{c}_\epsilon \mathbf{c}_\epsilon \right] D \right) \mathbf{e}_\infty + D \mathbf{e}_o + D[\mathbf{c}_\epsilon E] \mathbf{I}_\infty^\triangleright = S_C \mathbf{I}_\infty^\triangleright, \\ S_C &= -\frac{1}{3} S \lfloor \mathbf{I}_o^\triangleright. \end{aligned} \tag{3.14}$$

The Euclidean carriers D are for each object are Euclidean scalar, vector, bivector and trivector, respectively,

$$D = \begin{cases} 1, & \text{point } \mathbf{x} \\ \mathbf{d}_\epsilon, & \text{point pair } Pp \\ \mathbf{i}_c, & \text{circle } Circle \\ \mathbf{I}_\epsilon, & \text{sphere } Sphere \end{cases}, \tag{3.15}$$

where the unit point pair connection direction vector is $\mathbf{d}_\epsilon = (\mathbf{x}_{1\epsilon} - \mathbf{x}_{2\epsilon})/2r$ and the Euclidean circle plane bivector is \mathbf{i}_c . The radius r of a round object and its center \mathbf{c}_C are generally determined by

$$r^2 = \frac{S_C \widetilde{S}_C}{(S_C \wedge \mathbf{e}_\infty)(S_C \wedge \mathbf{e}_\infty)}, \quad \mathbf{c}_C = S_C \mathbf{e}_\infty S_C, \tag{3.16}$$

where the tilde symbol indicates the reverse operator.

All embedded flat entities of flat point, line, plane, and space have one common multivector form

$$\begin{aligned} F &= -S \wedge \mathbf{e}_\infty = (D \wedge \mathbf{c}_\epsilon \mathbf{e}_\infty - DE) \mathbf{I}_\infty^\triangleright = (D \mathbf{c}_{\epsilon\perp} \mathbf{e}_\infty - DE) \mathbf{I}_\infty^\triangleright = F_C \mathbf{I}_\infty^\triangleright, \\ F_C &= -S_C \wedge \mathbf{e}_\infty = \frac{1}{3} F \lfloor \mathbf{I}_o^\triangleright, \end{aligned} \tag{3.17}$$

where the orthogonal Euclidean distance of the flat object from the origin is

$$\mathbf{c}_{\epsilon\perp} = \begin{cases} \mathbf{x}_\epsilon, & \text{finite-infinite point pair } Flatp \\ \mathbf{c}_{\epsilon\perp}, & \text{line } Line \\ \mathbf{c}_{\epsilon\perp}, & \text{plane } Plane \\ 0, & \text{3D space } Space \end{cases}. \tag{3.18}$$

The Euclidean carrier blade D , and the orthogonal Euclidean distance vector of F from the origin, can both be directly determined from the flat object multivector as

$$D = F_C \lfloor E, \quad \mathbf{c}_{\epsilon\perp} = D^{-1}(F_C \wedge \mathbf{e}_o) \lfloor E. \tag{3.19}$$

For a further detailed description of lines, planes and spheres in QCGA, we refer to [2].

²Note that the product symbols \rfloor and \lfloor express left- and right contraction, respectively.

4. Quadratic surfaces from contact points

This section describes how QCGA handles quadratic surfaces. All the embedded CGA objects in QCGA defined in Sect. 3 are thus a part of a more general framework algebraic.

A quadratic surface in \mathbb{R}^3 is *implicitly* formulated as

$$F(x, y, z) = ax^2 + by^2 + cz^2 + dxy + exz + fyz + gx + hy + iz + j = 0. \quad (4.1)$$

A quadratic surface is constructed by the outer product of nine contact points as follows

$$\mathbf{q} = \mathbf{x}_1 \wedge \mathbf{x}_2 \wedge \cdots \wedge \mathbf{x}_9. \quad (4.2)$$

Note that in [2], the definition of \mathbf{q} additionally included wedging with $\mathbf{I}_o^\triangleright$ (thus forming a pseudovector of grade 14 in $Cl(9, 6)$), but as found in [13], this would seriously impede the use of versor operators for geometric transformations of rotation, translation and scaling, due to the lack of transformation invariance of $\mathbf{I}_o^\triangleright$. The multivector \mathbf{q} corresponds to the primal form of a quadratic surface in QCGA, with grade nine and twelve components. Again three of these components have the same coefficient and can be combined together in a form defined by only ten coefficients a, b, \dots, j , and we obtain a quadratic surface \mathbf{q} and the related computationally efficient dual vector of $(\mathbf{q} \wedge \mathbf{I}_o^\triangleright)^*$ as

$$\begin{aligned} \mathbf{q} \wedge \mathbf{I}_o^\triangleright &= \mathbf{I}_\epsilon((2a\mathbf{e}_{o1} + 2b\mathbf{e}_{o2} + 2c\mathbf{e}_{o3} + d\mathbf{e}_{o4} + e\mathbf{e}_{o5} + f\mathbf{e}_{o6}) \cdot \mathbf{I}_\infty) \wedge \mathbf{I}_o \\ &\quad + (g\mathbf{e}_1 + h\mathbf{e}_2 + i\mathbf{e}_3)\mathbf{I}_\epsilon \mathbf{I}_{\infty o} + j\mathbf{I}_\epsilon \mathbf{I}_\infty \wedge (e_\infty \cdot \mathbf{I}_o) \\ &= -(2a\mathbf{e}_{o1} + 2b\mathbf{e}_{o2} + 2c\mathbf{e}_{o3} + d\mathbf{e}_{o4} + e\mathbf{e}_{o5} + f\mathbf{e}_{o6}) \\ &\quad + (g\mathbf{e}_1 + h\mathbf{e}_2 + i\mathbf{e}_3) - j\mathbf{e}_\infty) \mathbf{I} \\ &= (\mathbf{q} \wedge \mathbf{I}_o^\triangleright)^* \mathbf{I}, \end{aligned} \quad (4.3)$$

where in the second equality we used the duality relationships of (2.40). The expression for the dual vector $(\mathbf{q} \wedge \mathbf{I}_o^\triangleright)^*$ is therefore

$$\begin{aligned} (\mathbf{q} \wedge \mathbf{I}_o^\triangleright)^* &= -(2a\mathbf{e}_{o1} + 2b\mathbf{e}_{o2} + 2c\mathbf{e}_{o3} + d\mathbf{e}_{o4} + e\mathbf{e}_{o5} + f\mathbf{e}_{o6}) \\ &\quad + (g\mathbf{e}_1 + h\mathbf{e}_2 + i\mathbf{e}_3) - j\mathbf{e}_\infty. \end{aligned} \quad (4.4)$$

Proposition 4.1. *A point \mathbf{x} lies on the quadratic surface \mathbf{q} , if and only if $\mathbf{x} \wedge \mathbf{q} \wedge \mathbf{I}_o^\triangleright = 0$.*

Proof.

$$\begin{aligned} \mathbf{x} \wedge (\mathbf{q} \wedge \mathbf{I}_o^\triangleright) &= \mathbf{x} \wedge ((\mathbf{q} \wedge \mathbf{I}_o^\triangleright)^* \mathbf{I}) = \mathbf{x} \cdot (\mathbf{q} \wedge \mathbf{I}_o^\triangleright)^* \mathbf{I} \\ &= \mathbf{x} \cdot -(2a\mathbf{e}_{o1} + 2b\mathbf{e}_{o2} + 2c\mathbf{e}_{o3} + d\mathbf{e}_{o4} + e\mathbf{e}_{o5} + f\mathbf{e}_{o6}) \\ &\quad + (g\mathbf{e}_1 + h\mathbf{e}_2 + i\mathbf{e}_3) - j\mathbf{e}_\infty) \mathbf{I} \\ &= (ax^2 + by^2 + cz^2 + dxy + exz + fyz + gx + hy + iz + j) \mathbf{I}. \end{aligned} \quad (4.5)$$

This corresponds to the implicit formula (4.1) representing a general quadratic surface. \square

The dualization of the primal quadratic surface (4.2) wedged with $\mathbf{I}_o^\triangleright$ leads to the dual 1-vector $(\mathbf{q} \wedge \mathbf{I}_o^\triangleright)^*$ of (4.4). Dualization of (4.5) gives us the following corollary.

Corollary 4.2. *A point \mathbf{x} lies on the dual quadratic surface \mathbf{q}^* if and only if $\mathbf{x} \cdot (\mathbf{q} \wedge \mathbf{I}_o^\triangleright)^* = 0$.*

5. Aligned quadratic surfaces from contact points

Up to now, we defined general quadratic surfaces using the outer product of nine points. For simplicity purpose, one might sometimes prefer to define axis-aligned quadratic surfaces from fewer points. The implicit equation of an axis-aligned quadratic surface is as follows:

$$F(x, y, z) = ax^2 + by^2 + cz^2 + gx + hy + iz + j = 0. \tag{5.1}$$

On one hand, this equation has seven coefficients and six degrees of freedom. An axis-aligned quadratic surface can then be constructed by computing the outer product of six points. On the other hand, one has to remove the cross terms xy, xz, yz in the representation of points to be able to satisfy Eq. (5.1). To achieve this, our solution is to compute the outer product with $\mathbf{e}_{\infty 4}, \mathbf{e}_{\infty 5}, \mathbf{e}_{\infty 6}$, i.e. with $\mathbf{I}_{\infty b} = \mathbf{e}_{\infty 4} \wedge \mathbf{e}_{\infty 5} \wedge \mathbf{e}_{\infty 6}$. Indeed, one finds that any point \mathbf{x} satisfies

$$\begin{aligned} \mathbf{x} \wedge \mathbf{e}_{\infty 4} \wedge \mathbf{e}_{\infty 5} \wedge \mathbf{e}_{\infty 6} \\ = \mathbf{x} \wedge \mathbf{I}_{\infty b} = (\mathbf{e}_o + \mathbf{x}_\epsilon + \frac{1}{2}(x^2\mathbf{e}_{\infty 1} + y^2\mathbf{e}_{\infty 2} + z^2\mathbf{e}_{\infty 3})) \wedge \mathbf{I}_{\infty b}. \end{aligned} \tag{5.2}$$

Thus, one can consider that an axis aligned quadratic surface is a general quadratic surface where three points are sent to infinity $\mathbf{e}_{\infty 4}, \mathbf{e}_{\infty 5}, \mathbf{e}_{\infty 6}$ in the following way:

$$\mathbf{q} = \mathbf{x}_1 \wedge \mathbf{x}_2 \wedge \mathbf{x}_3 \wedge \mathbf{x}_4 \wedge \mathbf{x}_5 \wedge \mathbf{x}_6 \wedge \mathbf{I}_{\infty b}. \tag{5.3}$$

This grade nine multivector blade \mathbf{q} corresponds to the primal form of a quadratic surface, outer product of six points with three $\mathbf{e}_{\infty i}, i = 4, 5, 6$, basis vector factors in $\mathbf{I}_{\infty b}$, and this quadratic surface has nine components. For the same reason as in the construction of the general quadratic surface, we can combine three components having the same coefficient. Furthermore, computing the outer product with $\mathbf{I}_{\infty b} = \mathbf{e}_{\infty 4} \wedge \mathbf{e}_{\infty 5} \wedge \mathbf{e}_{\infty 6}$ removes the components $\mathbf{e}_{\infty 4}, \mathbf{e}_{\infty 5}, \mathbf{e}_{\infty 6}$ of each of the six points. Combining the outer product of such points with null basis vectors and wedging with $\mathbf{I}_o^\triangleright$, results in the form defined by the seven coefficients a, b, c, g, h, i, j as

$$\begin{aligned} \mathbf{q} \wedge \mathbf{I}_o^\triangleright = \mathbf{I}_\epsilon \left((2a\mathbf{e}_{o1} + 2b\mathbf{e}_{o2} + 2c\mathbf{e}_{o3}) \cdot \mathbf{I}_\infty \right) \wedge \mathbf{I}_o \\ + (g\mathbf{e}_1 + h\mathbf{e}_2 + i\mathbf{e}_3) \mathbf{I}_\epsilon \mathbf{I}_\infty \wedge \mathbf{I}_o + j \mathbf{I}_\infty \wedge (\mathbf{e}_\infty \cdot \mathbf{I}_o). \end{aligned} \tag{5.4}$$

Proposition 5.1. *A point \mathbf{x} lies on an axis-aligned quadratic surface \mathbf{q} , iff $\mathbf{x} \wedge \mathbf{q} \wedge \mathbf{I}_o^\triangleright = 0$.*




FIGURE 1. Result of one paraboloid from six points

Proof.

$$\begin{aligned}
 \mathbf{x} \wedge \mathbf{q} \wedge \mathbf{I}_o^\triangleright &= \mathbf{x} \wedge ((\mathbf{q} \wedge \mathbf{I}_o^\triangleright) * \mathbf{I}) = \mathbf{x} \cdot (\mathbf{q} \wedge \mathbf{I}_o^\triangleright) * \mathbf{I} \\
 &= (\mathbf{x} \cdot (-2(\mathbf{a}\mathbf{e}_{o1} + \mathbf{b}\mathbf{e}_{o2} + \mathbf{c}\mathbf{e}_{o3}) + \mathbf{g}\mathbf{e}_1 + \mathbf{h}\mathbf{e}_2 + \mathbf{i}\mathbf{e}_3 - \mathbf{j}\mathbf{e}_\infty)) \mathbf{I} \\
 &= (ax^2 + by^2 + cz^2 + gx + hy + iz + j) \mathbf{I}.
 \end{aligned} \tag{5.5}$$

This corresponds to the formula (5.1) representing an axis-aligned quadratic surface. □

Now it is easy to construct an axis-aligned quadratic surface by properly choosing the contact points that lie on the chosen axis-aligned quadratic surface. The next sections present some examples of chosen axis-aligned quadratic surfaces, with some chosen points that lie on these quadratic surfaces.

5.1. Representation of a primal axis-aligned paraboloid

We can construct the axis-aligned elliptic paraboloid using six points that lie on it. For example, the points:

$$\begin{aligned}
 \mathbf{x}_1(0.0, 0.0, 0.0), \quad \mathbf{x}_2(-0.39, 0.1, 0.33), \quad \mathbf{x}_3(0.0, -0.41, 0.5), \\
 \mathbf{x}_4(0.0, 0.23, 0.17), \quad \mathbf{x}_5(0.47, 0.0, 0.45), \quad \mathbf{x}_6(0.29, -0.27, 0.4),
 \end{aligned}$$

lie on an axis-aligned elliptic paraboloid. The result of Eq. (5.3) applied to these points is shown in Fig. 1.

5.2. Representation of a primal axis-aligned hyperbolic paraboloid

Using the same equation, and replacing the contact points by some that lie on an axis-aligned hyperbolic paraboloid

$$\begin{aligned}
 \mathbf{x}_1(0.0, 0.0, 0.0), \quad \mathbf{x}_2(0.45, -0.01, 0.2), \quad \mathbf{x}_3(0.34, -0.37, -0.17), \\
 \mathbf{x}_4(-0.47, -0.18, 0.15), \quad \mathbf{x}_5(-0.36, 0.12, 0.1), \quad \mathbf{x}_6(0.18, 0.13, 0.0),
 \end{aligned}$$

results in the axis-aligned hyperbolic paraboloid shown in Fig. 2.

5.3. Representation of a primal axis-aligned cylinder

An axis-aligned cylinder is an axis-aligned quadratic surface where one of the squared components is removed with respect to the axis of the cylinder.

On one hand, this supposes that an axis-aligned cylinder can be constructed using only five points. On the other hand, this means that the considered component of each point taken to construct the quadratic surface has




FIGURE 2. Result of one hyperbolic paraboloid from six points

to be removed. In a QCGA point, the squared components lie in the $\mathbf{e}_{\infty 1}$, $\mathbf{e}_{\infty 2}$, $\mathbf{e}_{\infty 3}$ components. Thus, replacing one point in Eq. (5.3) by a point at infinity with respect to the desired alignment axis (choosing from $\{\mathbf{e}_{\infty 1}, \mathbf{e}_{\infty 2}, \mathbf{e}_{\infty 3}\}$ for x -, y -, or z -axis alignment, respectively) defines the desired axis-aligned cylinder. For example, one can define an axis-aligned cylinder along the z -axis from only five points. Therefore, in equation (5.3), we can replace a point by one of the points at infinity, i.e., $\mathbf{e}_{\infty 3}$ for a z -axis aligned centered cylinder. For example, we choose the following five points

$$\begin{aligned} \mathbf{x}_1(-0.2, 0.1, 0.3), \mathbf{x}_2(0.4, 0.1, 0.2), \mathbf{x}_3(0.1, 0.4, 0.1), \\ \mathbf{x}_4(0.1, -0.2, 0.4), \mathbf{x}_5(0.1, -0.2, -0.4), \end{aligned}$$

and the outer product between these five points and $\mathbf{e}_{\infty 3}$ with $\mathbf{I}_{\infty b}$ (for axis alignment) as

$$\mathbf{q} = \mathbf{x}_1 \wedge \mathbf{x}_2 \wedge \mathbf{x}_3 \wedge \mathbf{x}_4 \wedge \mathbf{x}_5 \wedge \mathbf{e}_{\infty 3} \wedge \mathbf{I}_{\infty b}. \tag{5.6}$$

The cylinder whose axis is the (Oy) axis can be constructed by replacing $\mathbf{e}_{\infty 3}$ in the above equation by $\mathbf{e}_{\infty 2}$:

$$\mathbf{q} = \mathbf{x}_1 \wedge \mathbf{x}_2 \wedge \mathbf{x}_3 \wedge \mathbf{x}_4 \wedge \mathbf{x}_5 \wedge \mathbf{e}_{\infty 2} \wedge \mathbf{I}_{\infty b}. \tag{5.7}$$

And finally, the cylinder whose axis is the (Ox) axis is obtained by replacing $\mathbf{e}_{\infty 3}$ by $\mathbf{e}_{\infty 1}$:

$$\mathbf{q} = \mathbf{x}_1 \wedge \mathbf{x}_2 \wedge \mathbf{x}_3 \wedge \mathbf{x}_4 \wedge \mathbf{x}_5 \wedge \mathbf{e}_{\infty 1} \wedge \mathbf{I}_{\infty b}. \tag{5.8}$$

Figure 3 shows three cylinders: one along (Ox) , another along (Oy) , and the third one along (Oz) .

5.4. Representation of a primal axis-aligned elliptic cylinder

As five points are enough to uniquely define a cylinder, five points define also an axis-aligned elliptic cylinder whose main axis is given by the null basis vector replacing the sixth point. For example, an axis-aligned elliptic cylinder whose main axis is (Oz) can be defined with the following five points lying on it

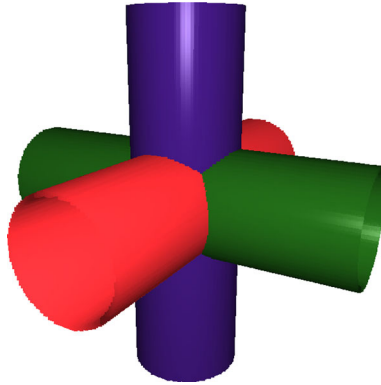


FIGURE 3. Construction of three cylinders along (Ox) in blue, (Oy) in green and Oz in red, applying (5.8), (5.7) and (5.6). Each cylinder is constructed from five points and has the same diameter



FIGURE 4. Construction of one elliptic cylinder from five points

$$\mathbf{x}_1(-0.44, 0.0, 0.0), \mathbf{x}_2(0.0, -0.2, 0.0), \mathbf{x}_3(0.3, 0.15, 0.15), \\ \mathbf{x}_4(0.0, 0.2, 0.3), \mathbf{x}_5(0.44, 0.0, 0.4).$$

The result is represented in Fig. 4.

5.5. Representation of a primal axis-aligned spheroid

A spheroid is characterized as an ellipsoid having two of its axes whose length is equal. Again, this property supposes that an axis-aligned spheroid can be constructed from five points. Furthermore, one has to constrain each point such that the squared components along the two of its axes have the same length. This is achieved by the outer product of the points and the vector $\mathbf{e}_{\infty i} - \mathbf{e}_{\infty j}$, where i and $j \neq i$, specify the two equal length axes. This 1-vector $\mathbf{e}_{\infty i} - \mathbf{e}_{\infty j}$ can be geometrically seen as the bisecting plane at infinity along the two considered axes, leading to some new geometric interpretations in the algebra.

Further geometric understanding of the algebraic operation of the outer product with $\mathbf{e}_{\infty i} - \mathbf{e}_{\infty j}$, i and $j \neq i$, can be gained from expanding the five blade $\mathbf{I}_{\infty}^>$, that is instrumental for embedding CGA objects in QCGA, as explained in Sect. 3.2. The expansion gives

$$\begin{aligned}
 \mathbf{I}_\infty^\triangleright &= \mathbf{I}_{\infty a}^\triangleright \wedge \mathbf{I}_{\infty b} = (\mathbf{e}_{\infty 1} - \mathbf{e}_{\infty 2}) \wedge (\mathbf{e}_{\infty 2} - \mathbf{e}_{\infty 3}) \wedge \mathbf{I}_{\infty b} \\
 &= (\mathbf{e}_{\infty 2} - \mathbf{e}_{\infty 3}) \wedge (\mathbf{e}_{\infty 3} - \mathbf{e}_{\infty 1}) \wedge \mathbf{I}_{\infty b} \\
 &= (\mathbf{e}_{\infty 1} \wedge \mathbf{e}_{\infty 2} + \mathbf{e}_{\infty 2} \wedge \mathbf{e}_{\infty 3} + \mathbf{e}_{\infty 3} \wedge \mathbf{e}_{\infty 1}) \wedge \mathbf{I}_{\infty b}, \tag{5.9}
 \end{aligned}$$

where we see that the three factors $\mathbf{e}_{\infty 1} - \mathbf{e}_{\infty 2}$, $\mathbf{e}_{\infty 2} - \mathbf{e}_{\infty 3}$ and $\mathbf{e}_{\infty 3} - \mathbf{e}_{\infty 1}$, are all factors of $\mathbf{I}_\infty^\triangleright$, thus producing circles in every coordinate plane and in every dimension, and the second trivector blade factor $\mathbf{I}_{\infty b}$ forces axis alignment, as discussed at the beginning of the current section. In that sense we understand that wedging four points in (3.9) with $\mathbf{I}_\infty^\triangleright$, necessarily leads to a sphere with circular cross sections in every coordinate plane, and with axis alignment, even though this latter fact is subtle for isotropic objects, like spheres. In CGA a plane is the limiting case of a sphere with infinite radius. The other objects of circle and line, point pair and flat point, are simply the lower dimensional versions of the spherical and planar case in three dimensions.

Thus, we can construct a spheroid having equal length axis Ox and Oy by

$$\mathbf{x}_1 \wedge \mathbf{x}_2 \wedge \mathbf{x}_3 \wedge \mathbf{x}_4 \wedge \mathbf{x}_5 \wedge (\mathbf{e}_{\infty 1} - \mathbf{e}_{\infty 2}) \wedge \mathbf{I}_{\infty b}. \tag{5.10}$$

Note that the sixth point is replaced by $(\mathbf{e}_{\infty 1} - \mathbf{e}_{\infty 2})$. As an example, we construct the axis-aligned prolate (elongated in the z -axis) spheroid passing through the five following points lying on a prolate spheroid

$$\begin{aligned}
 &\mathbf{x}_1(-0.26, 0.0, 0.0), \mathbf{x}_2(0.03, 0.22, 0.24), \mathbf{x}_3(-0.2, -0.1, -0.23), \\
 &\mathbf{x}_4(0.0, 0.26, 0.0), \mathbf{x}_5(0.0, 0.0, 0.45).
 \end{aligned}$$

The resulting surface is shown in Fig. 5.




FIGURE 5. Construction of axis-aligned prolate spheroid from five points

5.6. Representation of a primal axis-aligned pair of planes

Sending one point of a sphere to infinity \mathbf{e}_∞ results in the plane passing through the remaining points. Now by sending two points of an ellipsoid to infinity, we obtain a pair of parallel planes. This indicates that an axis-aligned pair of planes can be constructed from four points. Then, this can be achieved by the outer product of four points $\mathbf{x}_1, \mathbf{x}_2, \mathbf{x}_3, \mathbf{x}_4$ and two points at infinity $\mathbf{e}_{\infty 1}, \mathbf{e}_{\infty 2}$ in the following equation

$$\mathbf{x}_1 \wedge \mathbf{x}_2 \wedge \mathbf{x}_3 \wedge \mathbf{x}_4 \wedge \mathbf{e}_{\infty 1} \wedge \mathbf{e}_{\infty 2} \wedge \mathbf{I}_{\infty b}. \tag{5.11}$$

5.7. Representation of a primal axis-aligned curve

Two points define a bi-cylindrical curve, meaning that the curve obtained by the intersection of two cylinders. Therefore, given two points and three points at infinity, it is possible to construct a bi-cylindrical curve as follows

$$\mathbf{x}_1 \wedge \mathbf{x}_2 \wedge \mathbf{e}_{\infty 1} \wedge \mathbf{e}_{\infty 2} \wedge \mathbf{e}_{\infty 3} \wedge \mathbf{I}_{\infty b} = \mathbf{x}_1 \wedge \mathbf{x}_2 \wedge \mathbf{I}_{\infty}. \tag{5.12}$$

Looking back, we see that the above expression can also be developed from the CGA point pair (3.7) or understood as another geometric interpretation of the embedding of the CGA line (3.11). Note that the computer algebra construction of all these entities is available using the recently developed software plugin `qc3gaTools.hpp`.³

6. Dual quadratic surface representation and implicit equations

The dualization of a primal quadratic surface 9-blade \mathbf{q} after the outer product with $\mathbf{I}_o^\triangleright$ leads to the dual 1-vector quadratic surface representation $(\mathbf{q} \wedge \mathbf{I}_o^\triangleright)^*$ of (4.4). Corollary 4.2 can be rephrased as

Proposition 6.1. *A point \mathbf{x} lies on the dual quadratic surface $(\mathbf{q} \wedge \mathbf{I}_o^\triangleright)^*$ iff $\mathbf{x} \cdot (\mathbf{q} \wedge \mathbf{I}_o^\triangleright)^* = 0$.*

This dualization enables us to define axis-aligned quadratic surfaces as vectors in $\mathbb{R}^{9,6}$ by simply using the coefficients of their conventional implicit equations.

6.1. Some examples of dual quadratic surface representations

This subsection presents the construction of some specific quadratic surfaces.

6.1.1. Representation of a dual axis-aligned ellipsoid. First, an axis-aligned ellipsoid can be computed as follows:

$$(\mathbf{q} \wedge \mathbf{I}_o^\triangleright)^* = \frac{1}{a^2} \mathbf{e}_{o1} + \frac{1}{b^2} \mathbf{e}_{o2} + \frac{1}{c^2} \mathbf{e}_{o3} + \frac{1}{2} \mathbf{e}_\infty, \tag{6.1}$$

where a, b, c are the semi-axis parameters of the ellipsoid. This construction is further illustrated in Fig. 6.

³Git clone <https://git.renater.fr/garamon.git>.



FIGURE 6. Construction of an axis-aligned ellipsoid




FIGURE 7. Construction of a generalized cylinder from nine points

6.1.2. Representation of a dual axis-aligned elliptic cylinder. Another example of a quadratic surface is the cylinder. An elliptic axis-aligned cylinder can easily be defined. A cylinder whose main axis is (Oz) and whose cross section semi-axis are a and b can be defined as follows

$$(\mathbf{q} \wedge \mathbf{I}_o^\triangleright)^* = \frac{1}{a^2} \mathbf{e}_{o1} + \frac{1}{b^2} \mathbf{e}_{o2} - \frac{1}{2} \mathbf{e}_\infty. \tag{6.2}$$

Note that a non-axis aligned elliptic cylinder can be constructed as the outer product of nine points as shown in Fig. 7, or it could be obtained from (6.2), applying the geometric transformation versors of [13].

6.1.3. Representation of a dual axis-aligned hyperbolic paraboloid. Another example of axis-aligned quadratic surface is the hyperbolic paraboloid, also called saddle. It can be defined as:

$$(\mathbf{q} \wedge \mathbf{I}_o^\triangleright)^* = \frac{1}{a^2} \mathbf{e}_{o1} - \frac{1}{b^2} \mathbf{e}_{o2} + \frac{1}{2} \mathbf{e}_3. \tag{6.3}$$

An axis-aligned cone can be dually represented in QCGA as follows:

$$(\mathbf{q} \wedge \mathbf{I}_o^\triangleright)^* = \frac{1}{a^2} \mathbf{e}_{o1} + \frac{1}{b^2} \mathbf{e}_{o2} - \mathbf{e}_{o3}. \tag{6.4}$$

6.1.4. Representation of a dual axis-aligned hyperboloid. An axis-aligned hyperboloid of one sheet can be constructed as follows:

$$(\mathbf{q} \wedge \mathbf{I}_o^\triangleright)^* = \frac{1}{a^2} \mathbf{e}_{o1} + \frac{1}{a^2} \mathbf{e}_{o2} - \frac{1}{c^2} \mathbf{e}_{o3} - \frac{1}{2} \mathbf{e}_\infty \tag{6.5}$$



FIGURE 8. Construction of a dual hyperboloid of one sheet



FIGURE 9. Construction of an axis-aligned pair of planes

An example of such a quadratic surface is shown in Fig. 8. Changing the sign of $\frac{1}{2}\mathbf{e}_\infty$, the definition of an axis-aligned hyperboloid of two sheets is given by

$$(\mathbf{q} \wedge \mathbf{I}_o^\triangleright)^* = \frac{1}{a^2}\mathbf{e}_{o1} + \frac{1}{a^2}\mathbf{e}_{o2} - \frac{1}{c^2}\mathbf{e}_{o3} + \frac{1}{2}\mathbf{e}_\infty. \tag{6.6}$$

6.1.5. Representation of a dual axis-aligned elliptic paraboloid. An axis-aligned elliptic paraboloid can be defined as

$$(\mathbf{q} \wedge \mathbf{I}_o^\triangleright)^* = \frac{1}{a^2}\mathbf{e}_{o1} + \frac{1}{b^2}\mathbf{e}_{o2} + \frac{1}{2}\mathbf{e}_3. \tag{6.7}$$

6.1.6. Representation of a dual axis-aligned degenerate quadratic surfaces. As previously seen, degenerate quadratic surfaces can also be defined. For example, a pair of planes can be defined as:

$$(\mathbf{q} \wedge \mathbf{I}_o^\triangleright)^* = \mathbf{e}_{o1} - \mathbf{e}_{o2}. \tag{6.8}$$

An illustration of such a pair of planes using QCGA is shown in Fig. 9.

Tables 2 and 3 summarize the dual definition of CGA objects, as well as axis-aligned quadratic surfaces and degenerate quadratic surfaces.

TABLE 2. Definition of dual CGA objects embedded in QCGA, computed from S_C and F_C of Sect. 3.2, using \mathbf{I}_C of (2.35)

Geometric objects	Dual definition
Sphere	$\mathbf{s}_C^* = \mathbf{c}_\epsilon - \frac{1}{2}r^2\mathbf{e}_\infty$
Plane	$\boldsymbol{\pi}_C^* = \mathbf{n}_\epsilon + d\mathbf{e}_\infty$
Line	$\mathbf{l}_C^* = \mathbf{a}_\epsilon\mathbf{I}_\epsilon + \mathbf{e}_\infty\mathbf{m}_\epsilon\mathbf{I}_\epsilon$
	$\mathbf{l}_C^* = \boldsymbol{\pi}_{C1}^* \wedge \boldsymbol{\pi}_{C2}^*$
Circle	$\mathbf{o}_C^* = \mathbf{s}_{C1}^* \wedge \mathbf{s}_{C1}^*$
	$\mathbf{o}_C^* = \mathbf{s}_C^* \wedge \boldsymbol{\pi}_C$
Point pair	$\mathbf{p}_{pC}^* = \mathbf{s}_C^* \wedge \mathbf{l}_C^*$
	$\mathbf{p}_{pC}^* = \mathbf{o}_{C1}^* \wedge \mathbf{o}_{C2}^*$
	$\mathbf{p}_{pC}^* = \mathbf{s}_{C1}^* \wedge \mathbf{s}_{C2}^* \wedge \mathbf{s}_{C3}^*$

Notation: \mathbf{c}_ϵ is the Euclidean center position of the sphere, \mathbf{n}_ϵ the unit normal vector to the plane, d is the distance of the plane from the origin, \mathbf{a}_ϵ the direction vector of the line, \mathbf{m}_ϵ the bivector moment of the line

TABLE 3. Definition of dual *axis-aligned* quadratic surfaces using QCGA

Geometric object	Dual vector definition
Ellipsoid	$(\mathbf{q} \wedge \mathbf{I}_o^*)^* = \frac{1}{a^2}\mathbf{e}_{o1} + \frac{1}{b^2}\mathbf{e}_{o2} + \frac{1}{c^2}\mathbf{e}_{o3} + \frac{1}{2}\mathbf{e}_\infty$
Cone	$(\mathbf{q} \wedge \mathbf{I}_o^*)^* = \frac{1}{a^2}\mathbf{e}_{o1} + \frac{1}{b^2}\mathbf{e}_{o2} - \mathbf{e}_{o3}$
Cylinder	$(\mathbf{q} \wedge \mathbf{I}_o^*)^* = \frac{1}{a^2}\mathbf{e}_{o1} + \frac{1}{b^2}\mathbf{e}_{o2} - \frac{1}{2}\mathbf{e}_\infty$
Hyperbolic paraboloid	$(\mathbf{q} \wedge \mathbf{I}_o^*)^* = \frac{1}{a^2}\mathbf{e}_{o1} - \frac{1}{b^2}\mathbf{e}_{o2} + \frac{1}{2}\mathbf{e}_3$
Elliptic paraboloid	$(\mathbf{q} \wedge \mathbf{I}_o^*)^* = \frac{1}{a^2}\mathbf{e}_{o1} + \frac{1}{b^2}\mathbf{e}_{o2} + \frac{1}{2}\mathbf{e}_3$
Hyperboloid	
one sheet	$(\mathbf{q} \wedge \mathbf{I}_o^*)^* = -\frac{1}{a^2}\mathbf{e}_{o1} - \frac{1}{a^2}\mathbf{e}_{o2} + \frac{1}{c^2}\mathbf{e}_{o3} + \frac{1}{2}\mathbf{e}_\infty$
two sheets	$(\mathbf{q} \wedge \mathbf{I}_o^*)^* = -\frac{1}{a^2}\mathbf{e}_{o1} - \frac{1}{a^2}\mathbf{e}_{o2} + \frac{1}{c^2}\mathbf{e}_{o3} - \frac{1}{2}\mathbf{e}_\infty$
Pair of planes	$\mathbf{q}^* = \mathbf{e}_{o1} - \mathbf{e}_{o2}$

Table 4 details a class of objects that can be handled using QCGA. Table 5 summarizes some definitions of axis-aligned primal objects constructed from points in QCGA.

The construction of axis aligned and origin centered quadratic surfaces based on their implicit equation coefficients is seen to be very straightforward. The availability of versors for rotation, translation and scaling [13] allows then to begin with aligned quadratic surfaces centered at the origin and to subsequently move them to arbitrary position, freely change their orientation by rotation, and moreover scale them arbitrarily.

TABLE 4. Definition of primal geometric objects using QCGA

Round object (sphere, circle, ...)	$\mathbf{q} = \mathbf{x}_1 \wedge \mathbf{x}_2 \wedge \dots \wedge \mathbf{I}_\infty^\triangleright$
Flat object (plane, line, ...)	$\mathbf{q} = \mathbf{x}_1 \wedge \mathbf{x}_2 \wedge \dots \wedge \mathbf{e}_\infty \wedge \mathbf{I}_\infty^\triangleright$
Axis-aligned quadratic surface	$\mathbf{q} = \mathbf{x}_1 \wedge \dots \wedge \mathbf{x}_6 \wedge \mathbf{I}_{\infty b}$
General quadratic surface	$\mathbf{q} = \mathbf{x}_1 \wedge \mathbf{x}_2 \wedge \mathbf{x}_2 \dots \wedge \mathbf{x}_9$

TABLE 5. Definition of some primal *axis-aligned* quadratic surfaces using QCGA

Ellipsoids	$\mathbf{q} = \mathbf{x}_1 \wedge \dots \wedge \mathbf{x}_6 \wedge \mathbf{I}_{\infty b}$
Paraboloids	
Hyperbolic paraboloids	
Spheroids	$\mathbf{q} = \mathbf{x}_1 \wedge \dots \wedge \mathbf{x}_5 \wedge (\mathbf{e}_{\infty 1} - \mathbf{e}_{\infty 2}) \wedge \mathbf{I}_{\infty b}$
Cylinders	$\mathbf{q} = \mathbf{x}_1 \wedge \mathbf{x}_2 \wedge \mathbf{x}_3 \wedge \mathbf{x}_4 \wedge \mathbf{x}_5 \wedge \mathbf{e}_{\infty 3} \wedge \mathbf{I}_{\infty b}$
Elliptic cylinders	

7. Intersections

One of the most fascinating properties of QCGA, is that like in CGA, all objects can be intersected by simply taking the outer products of their duals. That is, any number of linearly independent round or flat embedded CGA objects in QCGA and any number of quadratic surfaces after wedging with $\mathbf{I}_o^\triangleright$, can be intersected by computing the dual of the outer product of duals as follows (see [13])

$$(\text{intersect} \wedge \mathbf{I}_o^\triangleright)^* = (\mathbf{A} \wedge \mathbf{I}_o^\triangleright)^* \wedge (\mathbf{B} \wedge \mathbf{I}_o^\triangleright)^* \wedge \dots \wedge (\mathbf{Z} \wedge \mathbf{I}_o^\triangleright)^*. \tag{7.1}$$

The criterion for a general point \mathbf{x} to be on the intersection is

$$\mathbf{x} \cdot (\text{intersect} \wedge \mathbf{I}_o^\triangleright)^* = 0, \quad \text{intersect} = -\frac{1}{3}((\text{intersect} \wedge \mathbf{I}_o^\triangleright)^* \mathbf{I})[\mathbf{I}_\infty^\triangleright]. \tag{7.2}$$

For cases in which one object is completely included in another object (like a line in a plane), the proper meet operation has to be defined by taking into account the subspace spanned by the join of the two objects [15].

8. Conclusion

This paper presented a development of QCGA to represent and manipulate quadratic surfaces in extended geometric algebras, in particular, aligned or symmetric quadratic surfaces. After recalling the main ideas of QCGA [2], together with the null basis vector modifications of [13], we presented a detailed set of algebraic constructions and notations. This then allowed us to represent both embedded objects of CGA and quadratic surfaces of QCGA in a constructive and intuitive way. Furthermore, quadratic surfaces are now represented more concisely and efficiently from either their implicit forms, implicit axis aligned and origin centered forms followed by geometric versor

transformations, or their control points. The intersection of all these objects can easily be computed. In the future, we plan to extend this approach to represent quadratic surfaces also to cubic surfaces. Finally, note that the examples presented in this paper were computed and visualized efficiently using the new C++ library called *Garamon* in [1].

Acknowledgements

We do thank the organizers of the international conference AGACSE 2018 for the inspiring event held in the summer of 2018 in Campinas, Brazil, that greatly facilitated our collaboration. EH wants to thank God *Soli Deo Gloria*, and invite all readers of this work to take the Creative Peace License⁴ into consideration, when applying this research.

Publisher's Note Springer Nature remains neutral with regard to jurisdictional claims in published maps and institutional affiliations.

References

- [1] Breuils, S., Nozick, V., Fuchs, L.: Garamon: Geometric algebra library generator. Adv. Appl. Clifford Algebras 2019, submitted to the Topical Collection on Proceedings of AGACSE 2018, IMECC-UNICAMP, Campinas, Brazil, edited by Sebastià Xambó-Descamps and Carlile Lavor
- [2] Breuils, S., Nozick, V., Sugimoto, A., Hitzer, E.: Quadric conformal geometric algebra of $\mathbb{R}^{9,6}$. Adv. Appl. Clifford Algebras 28:35 (March 2018), 16 pages. <https://doi.org/10.1007/s00006-018-0851-1>
- [3] Buchholz, S., Tachibana, K., Hitzer, E.: Optimal learning rates for Clifford neurons. In *de Sà, Joaquim Marques and Alexandre, Lu'is A. and Duch, Włodzisław and Mandic, Danilo (eds) Artificial Neural Networks – ICANN 2007* (2007), pp. 864–873. 17th International Conference, Porto, Portugal, September 9–13, 2007, Proceedings, Part I, Lecture Notes in Computer Science, vol 4668. Springer, Berlin, https://doi.org/10.1007/978-3-540-74690-4_88
- [4] Dorst, L., Van Den Boomgaard, R.: An analytical theory of mathematical morphology (1993). https://www.researchgate.net/profile/Leo_Dorst/publication/2811399_An_Analytical_Theory_of_Mathematical_Morphology/links/09e41510c0f213ff3b000000.pdf
- [5] Du, J., Goldman, R., Mann, S.: Modeling 3D geometry in the Clifford algebra $\mathbb{R}^{4,4}$. Adv. Appl. Clifford Algebras 27, 4 (Dec 2017), 3039–3062. <https://doi.org/10.1007/s00006-017-0798-7>
- [6] Easter, R.B., Hitzer, E.: Double conformal geometric algebra. Adv. Appl. Clifford Algebras 27, 3 (April 2017), 2175–2199. <https://doi.org/10.1007/s00006-017-0784-0>, preprint: <https://arxiv.org/pdf/1705.0019v1.pdf>
- [7] Goldman, R., Mann, S.: $R(4, 4)$ as a computational framework for 3-dimensional computer graphics. Adv. Appl. Clifford Algebras 25, 1 (March 2015), 113–149. <https://doi.org/10.1007/s00006-014-0480-2>

⁴E. Hitzer, Creative Peace License, <https://gaupdate.wordpress.com/2011/12/14/the-creative-peace-license-14-dec-2011/>.

- [8] Gregory, A.L., Lasenby, J., Agarwal, A.: The elastic theory of shells using geometric algebra. *R. Soc. Open Sci.* 4, 3 (2017), 170065. <https://doi.org/10.1098/rsos.170065>
- [9] Hestenes, D.: The zitterbewegung interpretation of quantum mechanics. *Found. Phys.* 20, 10 (October 1990), 1213–1232. <https://doi.org/10.1007/BF01889466>, preprint: http://geocalc.clas.asu.edu/pdf/ZBW_I-QM.pdf
- [10] Hestenes, D.: *New Foundations for Classical Mechanics*, 2nd ed., vol. 99. Springer, Dordrecht (1999)
- [11] Hestenes, D., Sobczyk, G.: *Clifford Algebra to Geometric Calculus - A Unified Language for Mathematics and Physics*, vol. 5. Springer, Dordrecht (1984)
- [12] Hitzer, E.: Geometric operations implemented by conformal geometric algebra neural nodes. *Proc. SICE Symposium on Systems and Information 2008, 26–28 Nov. 2008, Himeji, Japan* (2008), 357–362. preprint: <https://arxiv.org/pdf/1306.1358.pdf>
- [13] Hitzer, E.: Three-dimensional quadrics in conformal geometric algebras and their versor transformations. *Adv. Appl. Clifford Algebras* 29:46 (July 2019), 16 pages. <https://doi.org/10.1007/s00006-019-0964-1>, preprint: vixra.org/abs/1902.0401
- [14] Hitzer, E., Tachibana, K., Buchholz, S., Yu, I.: Carrier method for the general evaluation and control of pose, molecular conformation, tracking, and the like. *Adv. Appl. Clifford Algebras* 19, 2 (July 2009), 339–364. <https://doi.org/10.1007/s00006-009-0160-9>
- [15] Li, H.: *Invariant Algebras and Geometric Reasoning*. World Scientific, Singapore (2008)
- [16] Luo, W., Hu, Y., Yu, Z., Yuan, L., L++, G.: A hierarchical representation and computation scheme of arbitrary-dimensional geometrical primitives based on CGA. *Adv. Appl. Clifford Algebras* 27, 3 (September 2017), 1977–1995. <https://doi.org/10.1007/s00006-016-0697-3>
- [17] Papaefthymiou, M., Papagiannakis, G.: Real-time rendering under distant illumination with conformal geometric algebra. *Math. Methods Appl. Sci.* 41(11), (July 2018), 4131–4147. DOI:<https://doi.org/10.1002/mma.4560>.
- [18] Sangwine, S.J., Hitzer, E.: Clifford multivector toolbox (for MATLAB). *Adv. Appl. Clifford Algebras* 27, 1 (2017), 539–558. <https://doi.org/10.1007/s00006-016-0666-x>, preprint: http://repository.essex.ac.uk/16434/1/author_final.pdf
- [19] Vince, J.: *Geometric Algebra for Computer Graphics*. Springer, London (2008)
- [20] Zhu, S., Yuan, S., Li, D., Luo, W., Yuan, L., Yu, Z.: MVTree for hierarchical network representation based on geometric algebra subspace. *Adv. Appl. Clifford Algebras* 28:39 (April 2018), 15 pages. <https://doi.org/10.1007/s00006-018-0855-x>

Stéphane Breuils and Vincent Nozick
Laboratoire d'Informatique Gaspard-Monge, Equipe A3SI, UMR 8049
Université Paris-Est Marne-la-Vallée
Champs-sur-Marne
France
e-mail: stephane.breuils@u-pem.fr

Vincent Nozick
e-mail: vincent.nozick@u-pem.fr

Laurent Fuchs
Laboratoire XLIM-ASALI, UMR CNRS 7252
Université de Poitiers
Poitiers
France
e-mail: Laurent.Fuchs@univ-poitiers.fr

Eckhard Hitzer
International Christian University
Tokyo 181-8585
Japan
e-mail: hitzer@icu.ac.jp

Akihiro Sugimoto
National Institute of Informatics
Tokyo 101-8430
Japan
e-mail: sugimoto@nii.ac.jp

Received: February 28, 2019.

Accepted: May 22, 2019.